

Scaled data based on original data using  
LM-79-08 Approved Method: Electrical and Photometric Measurements of Solid-  
State Lighting Products

Test Report Prepared for  
Cooper Lighting Solutions  
(formerly Eaton)

Brand: STREETWORKS

Report Number: P316366

Luminaire Tested: **GAN-SA2C-722-U-5WQ**

Issue Date: 3/3/2020

**Test Information**

Test Method: LM-79-08  
Report Number: P316366  
TEST IS SCALED FROM IESNA LM-79-08 TEST DATA (G2-1903-205-2)  
Test Lab: INNOVATION CENTER  
Issue Date: 3/3/2020  
Manufacturer: COOPER LIGHTING SOLUTIONS (FORMERLY EATON)  
Product Line: STREETWORKS  
Catalog Number: GAN-SA2C-722-U-5WQ  
Description: GALLEON AREA AND ROADWAY LUMINAIRE  
(2) 70 CRI, 2200K, 1050mA LIGHTSQUARES WITH 16 LEDS EACH AND TYPE V WIDE OPTICS  
Light Source: -  
Ballast/Driver: ELECTRONIC DRIVER

**Summary**

Lumens per Lamp: N/A  
Luminaire Lumens: 11205 lumens  
Efficiency: N/A  
Efficacy: 99.2 lumens/watt  
Luminous Opening: Rectangular (W 0.5' x L: 1' x H: 0')  
IES Classification: Type V - Short  
BUG Rating: B4 - U0 - G2

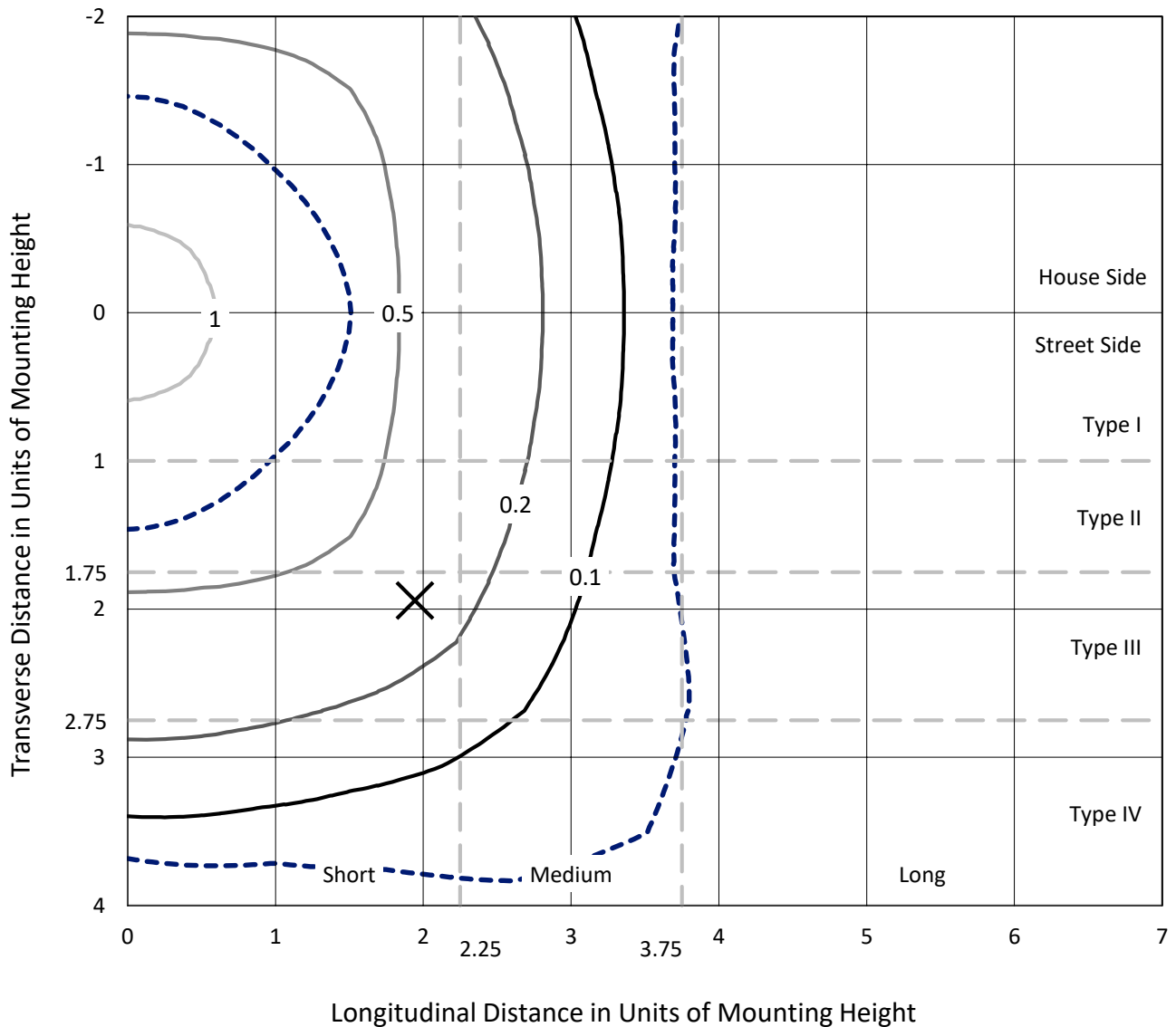
Input Watts (W): 113  
Input Voltage (V): NR  
Input Current (Ain): NR  
Voltage Rise (V): NR  
Power Factor: NR  
Total Harmonic Distortion (THDi): NR  
Frequency (hertz): 60  
Stabilization Time: NR  
Operation Time: NR  
Ambient Temperature (°C): NR  
Test Distance: 24 FT



REPORT NUMBER: P316366  
 CATALOG NUMBER: GAN-SA2C-722-U-5WQ

### Iso-Footcandle Lines of Horizontal Illumination

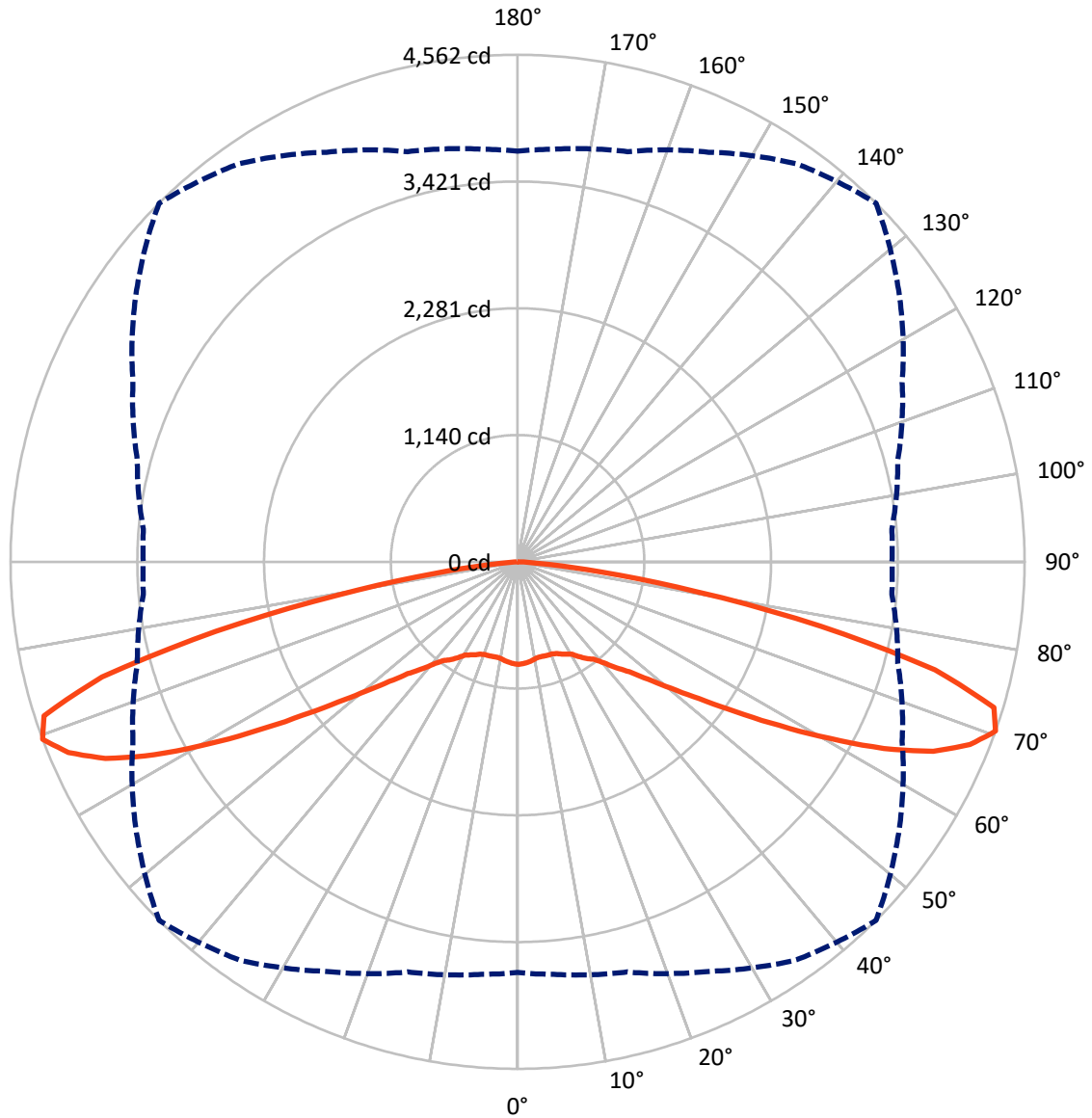
× Max cd  
 - - - 1/2 Max cd



Based on 25 foot mounting height. Maximum calculated value = 1.5 fc  
 Type V - Short - N/A

REPORT NUMBER: P316366  
CATALOG NUMBER: GAN-SA2C-722-U-5WQ

### Luminous Intensity Polar Plot



— Vertical Plane Through 45-Deg Lateral    - - - Horizontal Cone Through 70-Deg Vertical

REPORT NUMBER: P316366  
 CATALOG NUMBER: GAN-SA2C-722-U-5WQ

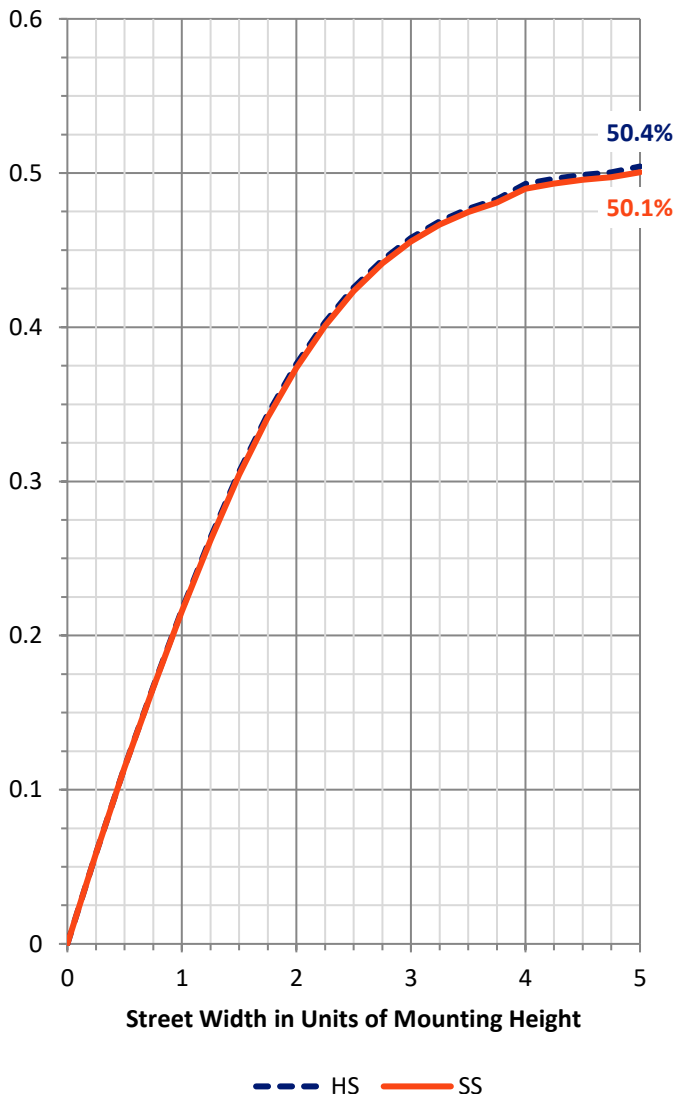
**FLUX DISTRIBUTION:**

		Downward	Upward	Total
<b>House Side</b>	Lumens	5602.5	0.0	5602.5
	% Fixture	50.0	0.0	50.0
<b>Street Side</b>	Lumens	5602.5	0.0	5602.5
	% Fixture	50.0	0.0	50.0
<b>Total</b>	Lumens	11205.0	0.0	11205.0
	% Fixture	100.0	0.0	100.0

**Coefficient of Utilization**

**ZONAL LUMENS:**

Zone	Lumens	% Fixture
0°-10°	86.1	0.8
10°-20°	251.4	2.2
20°-30°	428.6	3.8
30°-40°	669.8	6.0
40°-50°	1135.1	10.1
50°-60°	2070.0	18.5
60°-70°	3563.6	31.8
70°-80°	2793.3	24.9
80°-90°	207.1	1.8
90°-100°	0.0	0.0
100°-110°	0.0	0.0
110°-120°	0.0	0.0
120°-130°	0.0	0.0
130°-140°	0.0	0.0
140°-150°	0.0	0.0
150°-160°	0.0	0.0
160°-170°	0.0	0.0
170°-180°	0.0	0.0
0°-90°	11205.0	100.0
0°-180°	11205.0	100.0



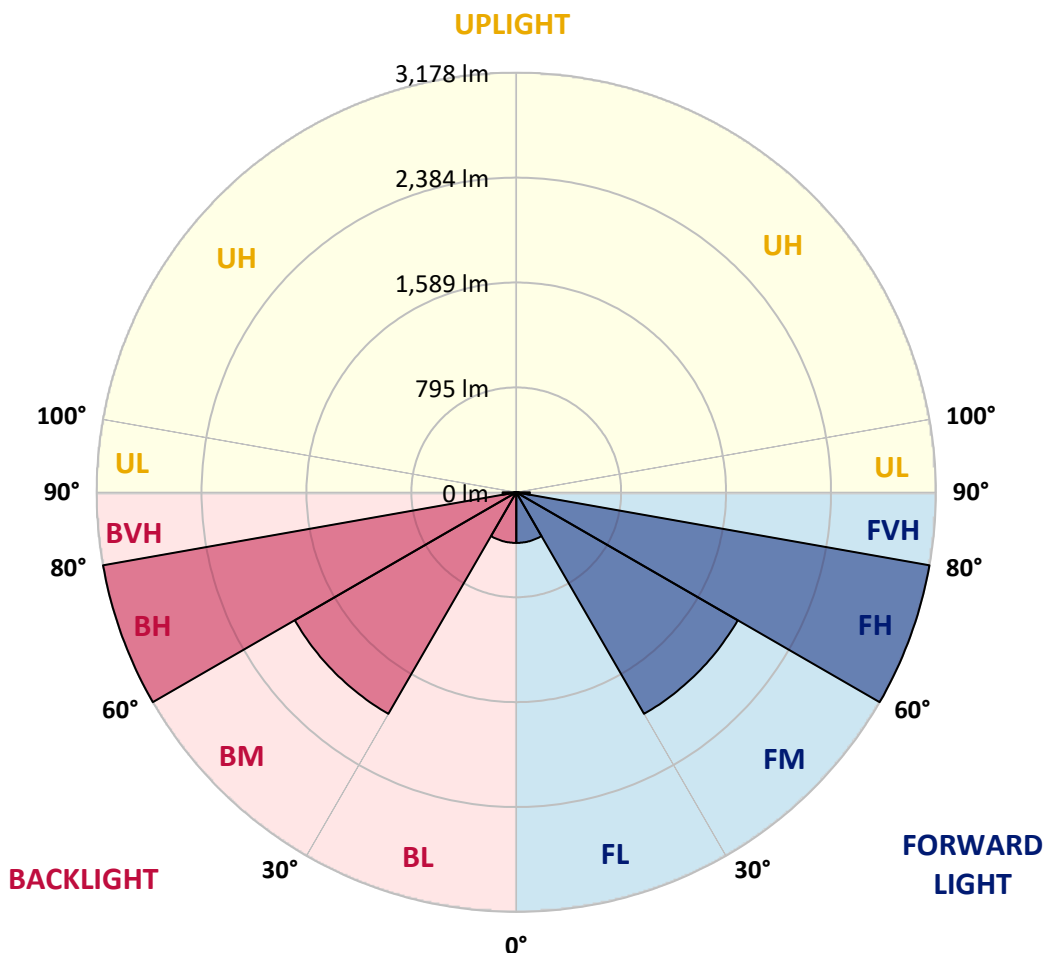
REPORT NUMBER: P316366  
 CATALOG NUMBER: GAN-SA2C-722-U-5WQ

**LUMINAIRE CLASSIFICATION SYSTEM LUMEN TABLE AND BUG RATING:**

Zone	Lumens	% Fixture	Zone Rating/Lumen Limit		
			B	U	G
FL (0°-30°)	383.1	3.4			
FM (30°-60°)	1937.4	17.3			
FH (60°-80°)	3178.4	28.4			G2/5000
FVH (80°-90°)	103.6	0.9			G2/225
BL (0°-30°)	383.1	3.4	B1/500		
BM (30°-60°)	1937.4	17.3	B2/2500		
BH (60°-80°)	3178.4	28.4	B4/5000		G2/5000
BVH (80°-90°)	103.6	0.9			G2/225
UL (90°-100°)	0.0	0.0		U0/0	
UH (100°-180°)	0.0	0.0		U0/0	

**BUG Rating: B4-U0-G2**

Type V Short





REPORT NUMBER: P316366  
 CATALOG NUMBER: GAN-SA2C-722-U-5WQ

**CANDELA DISTRIBUTION (FULL):**

	0°	5°	15°	25°	35°	45°	55°	65°	75°	85°	90°
0°	922.2	922.2	922.2	922.2	922.2	922.2	922.2	922.2	922.2	922.2	922.2
2.5°	918.1	919.2	918.1	918.8	917.0	917.7	917.7	917.7	917.4	917.7	917.0
5°	909.9	910.7	909.2	909.9	908.8	909.9	910.3	909.9	909.2	909.6	908.1
7.5°	897.7	898.5	897.3	898.5	897.0	898.8	898.5	897.3	896.2	896.2	894.7
10°	891.0	891.4	888.4	887.3	884.0	884.7	885.8	887.0	888.1	890.3	889.9
12.5°	891.4	891.4	887.0	882.1	877.3	878.4	880.3	884.4	888.8	892.9	893.3
15°	895.1	894.7	888.1	880.3	877.0	880.3	881.4	884.0	891.0	898.1	898.5
17.5°	897.7	897.7	887.3	878.4	878.1	883.3	882.9	884.0	891.8	902.2	902.5
20°	902.5	902.5	889.2	879.5	879.5	885.1	885.5	887.3	895.1	906.6	908.5
22.5°	913.3	913.6	899.6	891.8	892.5	895.9	897.0	899.9	907.0	919.6	921.8
25°	928.5	929.2	914.8	910.3	912.9	919.2	918.5	920.7	928.5	940.7	942.9
27.5°	949.6	947.7	934.4	932.6	935.1	939.6	939.2	939.6	945.9	957.0	959.6
30°	977.0	976.3	966.7	967.8	966.7	965.2	965.5	968.5	971.8	980.7	983.3
32.5°	1003.7	1004.5	998.5	1004.1	1012.2	1017.8	1009.3	1001.1	997.4	1002.2	1004.5
35°	1051.9	1053.8	1044.5	1040.8	1051.9	1068.2	1044.1	1030.8	1038.2	1044.5	1046.3
37.5°	1133.8	1134.9	1119.4	1104.5	1096.4	1111.9	1087.9	1089.0	1114.9	1126.8	1126.4
40°	1227.2	1227.6	1217.2	1204.2	1190.2	1193.9	1184.2	1187.2	1204.2	1215.0	1218.0
42.5°	1338.4	1337.3	1321.0	1302.5	1298.4	1302.1	1285.8	1283.6	1303.2	1322.5	1322.8
45°	1482.6	1480.0	1458.9	1438.5	1418.8	1410.7	1406.6	1417.4	1444.4	1462.2	1462.6
47.5°	1637.9	1630.9	1619.7	1603.4	1586.4	1578.2	1571.5	1576.7	1596.4	1603.4	1604.2
50°	1797.6	1799.1	1801.4	1795.0	1788.7	1786.2	1768.7	1758.7	1764.7	1751.7	1749.8
52.5°	1987.0	1990.0	2011.5	2029.7	2040.4	2046.0	2013.0	1978.5	1959.2	1934.0	1926.6
55°	2210.5	2215.4	2246.9	2297.3	2349.2	2376.6	2316.9	2252.4	2192.8	2145.7	2130.5
57.5°	2459.6	2468.1	2511.5	2608.3	2714.6	2779.5	2678.7	2561.6	2446.3	2378.5	2366.6
60°	2751.7	2759.8	2819.9	2958.5	3130.9	3228.3	3075.6	2884.0	2740.6	2675.7	2653.8
62.5°	3099.4	3100.1	3173.9	3335.8	3563.4	3699.1	3492.2	3236.1	3088.2	3010.0	2988.9
65°	3473.3	3475.2	3551.6	3726.5	3961.9	4109.4	3875.9	3609.0	3428.1	3312.9	3296.5
67.5°	3737.6	3745.4	3825.8	4036.4	4256.5	4389.6	4147.9	3846.2	3637.2	3499.7	3485.9
70°	3695.4	3725.8	3820.3	4066.0	4372.2	4561.9	4192.0	3818.0	3542.3	3379.9	3368.5
72.5°	3222.8	3281.0	3407.0	3729.5	4219.1	4480.4	3951.5	3419.6	3107.5	2969.3	2948.5
75°	2194.6	2289.1	2479.3	2944.4	3604.6	3879.2	3326.6	2726.5	2432.9	2241.7	2227.6
77.5°	978.5	1000.0	1240.9	1776.5	2487.4	2785.8	2417.0	1783.6	1338.8	1067.8	1010.8
80°	272.8	276.1	368.4	661.6	1245.0	1636.8	1336.6	695.0	390.7	275.4	259.5
82.5°	86.7	94.1	114.9	171.6	418.5	746.9	429.6	185.3	132.0	105.3	94.9
85°	42.3	41.9	58.2	69.7	106.7	165.3	113.8	86.0	75.2	50.0	45.2
87.5°	17.8	18.2	27.1	24.5	31.1	26.7	36.7	38.5	40.4	22.2	19.3
90°	0.0	0.0	0.0	0.0	0.0	0.0	0.0	0.0	0.0	0.0	0.0

(END OF REPORT)